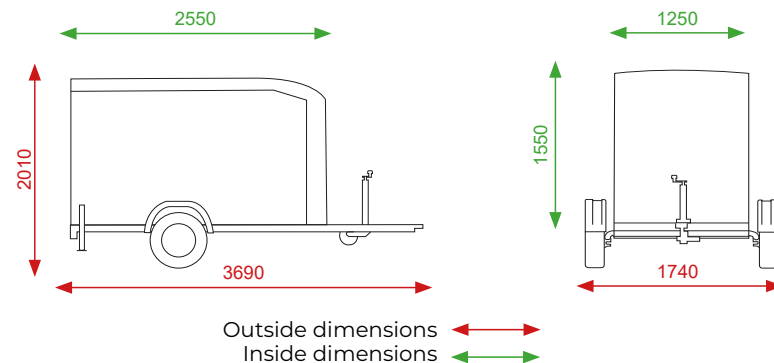




# ROADSTER 255



Unbraked trailer	Braked trailer
Unladen weight = 350 kg	Unladen weight = 390 kg
Max. gross weight = 400 to 750 kg	Max. gross weight = 750 to 1300 kg

- Single axle braked 1300kg
- Galvanised steel chassis with aluminium extrusion framework
- Roof and front one solid fiberglass part
- 18 mm plywood side walls
- 15 mm Anti slip multiplex floor
- Shockproof ABS mudguards
- Automatic jockey wheel with manoeuvring handle
- Aluminium two-way rear opening door/ramp
- Protected lights
- Tie-rings x4
- Interior light
- 2 prop stands
- Wheel shocks

## OPTIONALS

- Aluminium side walls (braked version)
- Lateral door
- Shock absorbers
- Automatic jockey wheel with handle (braked version)



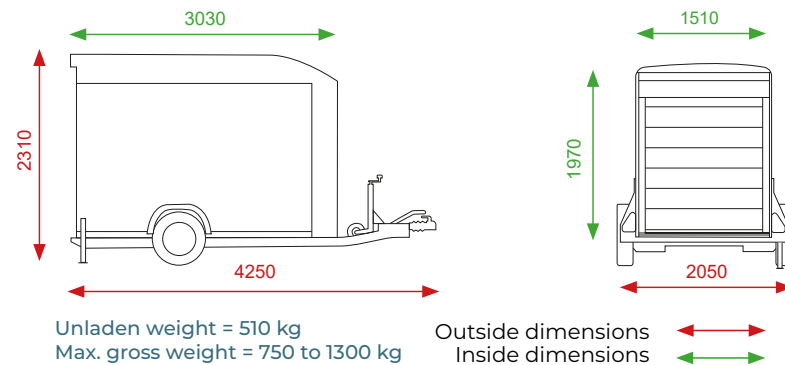
Unbraked version



Aluminium version



# ROADSTER 300



- Single axle braked 1300kg
- Pullman 2 Suspension (Low chassis and galvanised suspension system)
- Galvanised steel chassis with aluminium extrusion framework
- Roof and front one solid fiberglass part
- 18 mm plywood side walls
- 15 mm anti slip multiplex floor
- Shockproof ABS mudguards
- Automatic jockey wheel with manoeuvring handle
- Aluminium two-way rear opening door/ramp
- Protected lights
- 2 prop stands
- Tie-rings x4
- Interior light
- Wheel shocks

## OPTIONALS

- Aluminium side walls
- Light grey composite side walls + side flap
- Lateral door

**PULLMAN 2**  
performance

Plywood



Polyester



**Aluline**

**5 YEARS**  
WARRANTY

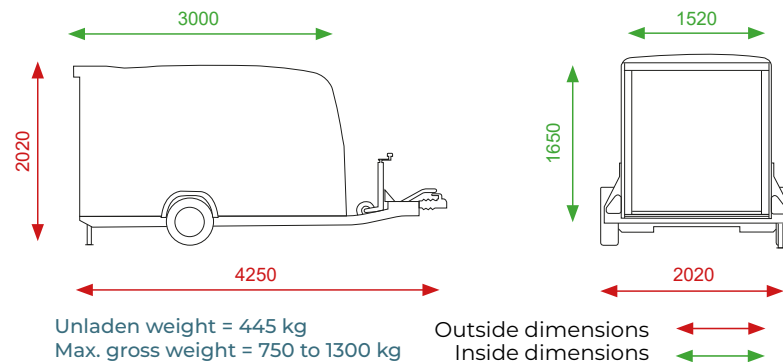
5 years warranty on aluminium parts



Optional : Side flap



CARGO  
**1300**



- Single axle braked 1300kg
- Pullman 2 Suspension (Low chassis and galvanised suspension system)
- Galvanised steel chassis with aluminium extrusion framework
- Total height 2,02m (fits in the average garage)
- Fiberglass bodywork
- 15 mm anti slip multiplex floor
- Skockproof ABS mudguards
- Automatic jockey wheel with manoeuvring handle
- Aluminium two-way rear opening door/ramp
- Protected lights
- 2 prop stands
- Tie-rings x4
- Interior light
- Wheel shocks

#### OPTIONALS

- Lateral door

**PULLMAN 2**  
performance

Polyester



**Aluline**

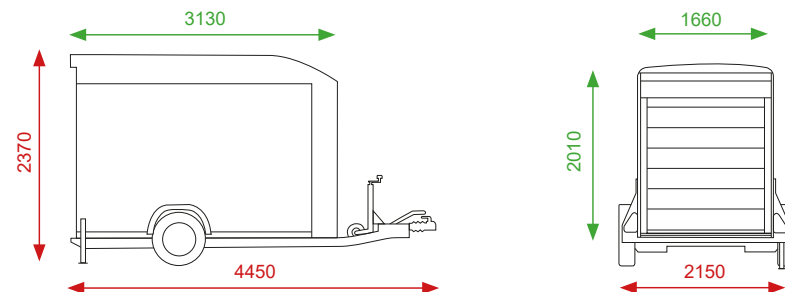
**5 ANS**  
GARANTIE

5 years warranty on aluminium parts





# ROADSTER 400



Unladen weight = 460 kg  
Max. gross weight = 750 to 1300 kg

Outside dimensions  
Inside dimensions

- Single axle braked 1300kg
- Pullman 2 Suspension (Low chassis and galvanised suspension system)
- Galvanised steel chassis with aluminium extrusion framework
- Roof and front one solid fiberglass part
- 18 mm plywood side walls
- 24 mm anti slip aluminium floor, 5 years warranty
- Shockproof ABS mudguards
- Automatic jockey wheel with manoeuvring handle
- Aluminium two-way rear opening door/ramp
- Protected lights
- Tie-rings x4
- Interior light
- Wheel shocks

## OPTIONALS

- Aluminium side walls
- Light grey composite side walls + side flap
- Lateral door

**PULLMAN 2**  
performance

Plywood



Polyester



**Aluline**

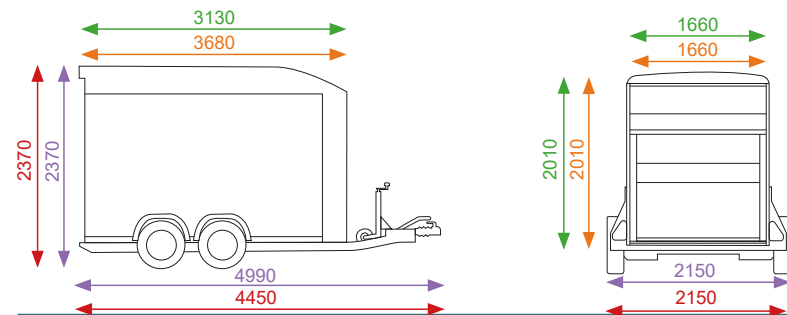
**5 ANS**  
GARANTIE

5 years warranty on aluminium parts



Aluminium Version

# ROADSTER 500



## Roadster 500

Unladen weight = 625 kg  
Max. gross weight = 1100 to 2000 kg

Outside dimensions   
Inside dimensions

## Roadster 500XL

Unladen weight = 655 kg  
Max. gross weight = 1400 to 2600 kg

Outside dimensions   
Inside dimensions

- Tandem-axle braked
- Pullman 2 Suspension (Low chassis and galvanised suspension system)
- Galvanised steel chassis with aluminium extrusion framework
- Roof and front one solid fiberglass part
- 18 mm plywood side walls
- 24 mm anti slip aluminium floor, 5 years warranty
- Shockproof ABS mudguards
- Automatic jockey wheel with manoeuvring handle
- Aluminium two-way rear opening door/ramp
- Protected lights
- Tie-rings x6
- Interior light
- Wheel shocks

## OPTIONALS

- Aluminium side walls
- Light grey composite side walls + side flap
- Lateral door

**PULLMAN 2**  
performance

Plywood



Polyester



**Aluline**

**5 ANS**  
GARANTIE

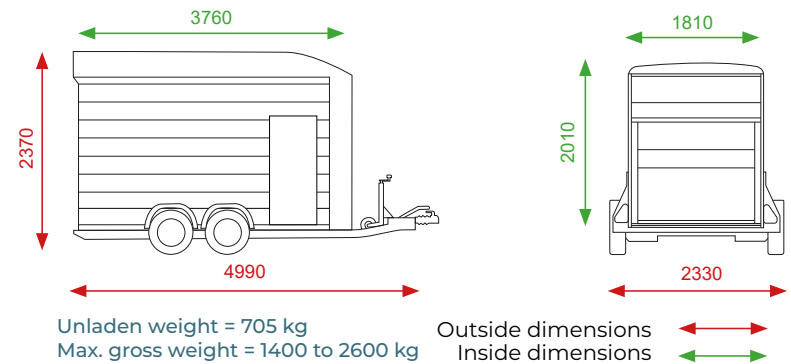
5 years warranty on aluminium parts



500XL Version



# ROADSTER 700



- Tandem-axle braked
- Pullman 2 Suspension (Low chassis and galvanised suspension system)
- Galvanised steel chassis with aluminium extrusion framework
- Roof and front one solid fiberglass part
- 18 mm aluminium side walls, 5 years warranty
- 24 mm anti slip aluminium floor, 5 years warranty
- Shockproof ABS mudguards
- Automatic jockey wheel with manoeuvring handle
- Aluminium two-way rear opening door/ramp
- Protected lights
- Tie-rings x8
- Interior light
- Wheel shocks

## OPTIONALS

- Aluminium side flap

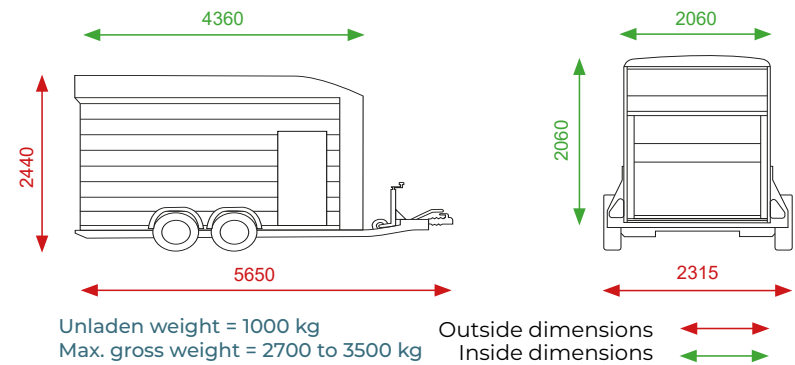
**PULLMAN 2**  
performance

Polyester  
☐ ☒ ☐ ☐ ☐

**Aluline** **5 ANS GARANTIE**  
5 years warranty on aluminium parts



# ROADSTER 800



- Tandem-axle braked
- Pullman 2 Suspension (Low chassis and galvanised suspension system)
- Galvanised steel chassis with aluminium extrusion framework
- Roof and front one solid fiberglass part
- 18 mm aluminium side walls, 5 years warranty
- 24 mm anti slip aluminium floor, 5 years warranty
- Shockproof ABS mudguards
- Automatic jockey wheel with manoeuvring handle
- Aluminium two-way rear opening door/ramp
- Rear opening dimensions: 1780x1820mm
- Protected lights
- Tie-rings x8
- Interior light
- Wheel shocks
- Lateral door

## OPTIONALS

- Side flap

**PULLMAN 2**  
performance

Polyester



**Aluline** **5 ANS GARANTIE**  
5 years warranty on aluminium parts

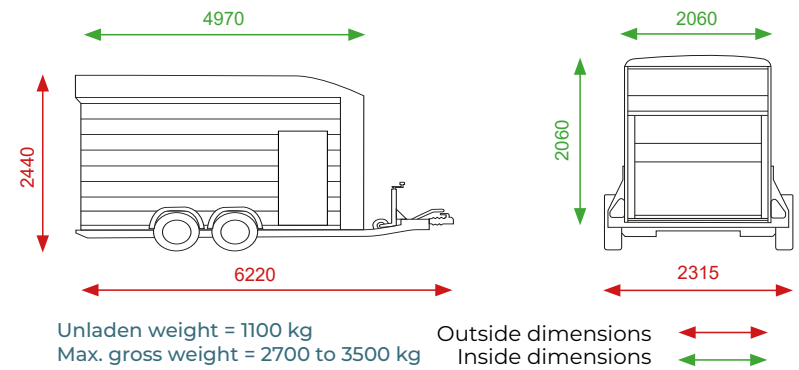


Optional : Side flap





# ROADSTER 900



- Tandem-axle braked
- Pullman 2 Suspension (Low chassis and galvanised suspension system)
- Galvanised steel chassis with aluminium extrusion framework
- Roof and front one solid fiberglass part
- 18 mm aluminium side walls, 5 years warranty
- 24 mm anti slip aluminium floor, 5 years warranty
- Shockproof ABS mudguards
- Automatic jockey wheel with manoeuvring handle
- Aluminium two-way rear opening door/ramp
- Rear opening dimensions: 1780x1820mm
- Protected lights
- Tie-rings x8
- Interior light
- Wheel shocks
- Lateral door

## OPTIONALS

- Side flap

**PULLMAN 2**  
performance

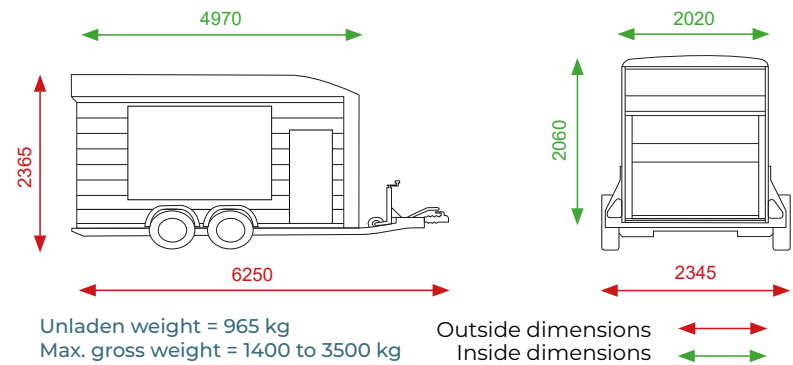
Polyester



**Aluline** **5 ANS GARANTIE**  
5 years warranty on aluminium parts



# ROADSTER 1000



- Tandem-axle braked
- Pullman 2 Suspension (Low chassis and galvanised suspension system)
- Galvanised steel chassis with aluminium extrusion framework
- Roof and front one solid fiberglass part
- 18 mm side walls made of composite panels with rot-free honeycomb core
- 24 mm anti slip aluminium floor, 5 years warranty
- 2 Side flaps
- 2 lateral doors
- Shockproof ABS mudguards
- Rear loading ramp with 2 folding extension tracks
- Rear opening dimensions: 2000mmx1880mm (WxH)
- Protected lights
- Tie-rings x8
- Interior light
- Automatic jockey wheel
- Low-profile tires
- Wheel shocks


## OPTIONALS

- Electric winch
- Leveling ramps

**PULLMAN 2**  
performance

Polyester  
☐ ☐ ☐ ☐ ☐

**Aluline** **5 ANS GARANTIE**  
5 years warranty on aluminium parts



Optional : Electric winch



Optional : Leveling ramps



# OPTIONALS

## CONSTRUCTION



- **Loading ramps**  
Roadster 800 - length 3600 mm  
Roadster 900 & 1000 - length 4500 mm



- **Lateral door with key lock**  
All



- **Alu rims 13' and 14'**  
All, except Roadster 255, 800 and 900



- **Lateral flap**  
Roadster 300, Roadster 400, Roadster 500, Roadster 700, Roadster 800 and Roadster 900



- **Spare wheel + bracket**  
All



- **Wheel stop for car rail**  
Roadster 1000

## ACCESSORIES



- **Interior fittings**  
Upon request, for further information contact your local Debon dealer



- **Additional security lock**



- **Galvanised steady stand**



- **Safety lock**

# WHICH MODEL FOR WHAT NEEDS?

Roadster 255



Roadster 300  
Cargo 1300



Roadster 400  
Roadster 500  
Roadster 700



Roadster 800  
Roadster 900



Roadster 1000



Various equipment



Supplies



Fittings



Bicycle



Motorbike



Quad



Small car



Car



Boat



Street vending



	Single axle box trailer					Double axle box trailer					
											
	<b>Roadster 255</b> Unbraked Version	<b>Roadster 255</b> Braked version	<b>Cargo 1300</b>	<b>Roadster 300</b>	<b>Roadster 400</b>	<b>Roadster 500</b>	<b>Roadster 500 XL</b>	<b>Roadster 700</b>	<b>Roadster 800</b>	<b>Roadster 900</b>	<b>Roadster 1000</b>
Payload	400 kg	930 kg	855 kg	840 kg	810 kg	1 345 kg	1 945 kg	1 895 kg	2 500 kg	2 400 kg	2 535 kg
Ramp's weight capacity	500 kg	500 kg	500 kg 750 kg (as Extra)	500 kg 750 kg (as Extra)	500 kg 750 kg (as Extra)	500 kg 750 kg (as Extra)	500 kg 750 kg (as Extra)	1 000 kg	1 000 kg	1 000 kg	1 500 kg
Inside Lenght	2510mm	2550mm	3000mm	3030mm	3130mm	3130mm	3680mm	3760mm	4360mm	4970mm	4970mm





## ONE-WAY TIPPER PW0

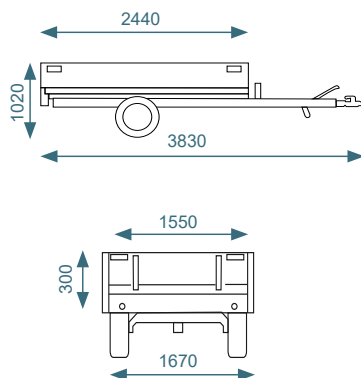
- Hot dip galvanized chassis
- Strong axle
- 18 mm plywood floor
- Removable aluminium drop sides 300 mm
- Heavy duty automatic jockey wheel
- Protected front and rear lights
- Rectangular posts (no residue in the corners)

### PW0 «ECO»

- Double acting hand pump

### PW0 «LUX»

- Electro-hydraulic with battery
- Plywood floor with galvanised protection steel plate
- H-frame and 6 tie-rings



Unladen weight = 430 kg (Eco) / 480 kg (Lux)  
Max. Gross Weight = 750 kg to 1500 kg

## OPTIONALS



■ Extra mesh sides



■ Spare wheel



■ Extra level of alu side walls





# ONE-WAY TIPPER PW1.2

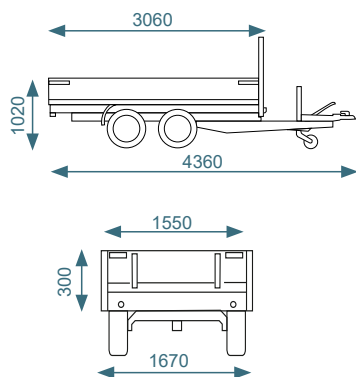
- Hot dip galvanized chassis
- 2 strong axles
- 18 mm plywood floor
- Removable aluminium drop sides 300 mm
- Heavy duty automatic jockey wheel
- Protected front and rear lights
- Rectangular posts (no residue in the corners)

## PW1.2 «ECO»

- Double acting hand pump

## PW1.2 «LUX»

- Electro-hydraulic with battery
- Plywood floor with galvanised protection steel plate
- H-frame and 6 tie-rings



Unladen weight = 540 kg (Eco) / 600 kg (Lux)  
Max. Gross Weight = 1100 kg to 2000 kg



■ Extra mesh sides



■ Spare wheel



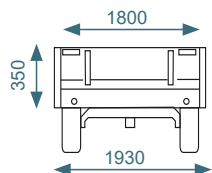
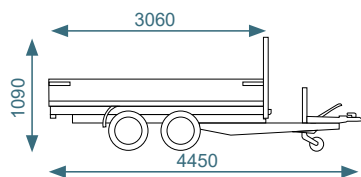
■ Extra level of alu side walls

## OPTIONALS



# THREE-WAY TIPPER PW2.4

- Hot dip galvanized chassis
- 2 strong axles
- 18 mm plywood floor with galvanised protection steel plate
- Heavy duty automatic jockey wheel
- Protected front and rear lights
- Electro-hydraulic pump with battery
- Integrated ramps rack with strips for noise reduction
- Rectangular posts (no residue in the corners)
- 6 tie rings
- 4 removable aluminium drop sides 350 mm
- Prop rod
- Removable front H-Frame galvanised steel



Unladen weight = 710 kg  
Max. Gross Weight = from 1600 kg to 2600 kg

## OPTIONALS



■ Extra mesh sides



■ Loading ramps

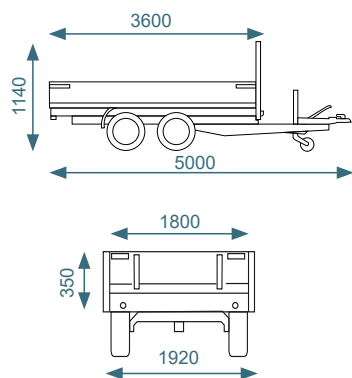


■ Extra level of alu side walls





# THREE-WAY TIPPER PW3.6



Unladen weight = 800 kg  
Max. Gross Weight = 2700 kg to 3500 kg

- Hot dip galvanized chassis
- 2 strong axles
- 18 mm plywood floor with galvanised protection steel plate
- Removable aluminium drop sides 350 mm
- Heavy duty automatic jockey wheel
- Protected front and rear lights
- Electro-hydraulic pump with battery
- Integrated ramps rack with strips for noise reduction
- Prop rod
- Rectangular posts (no residue in the corners)
- Removable front H-Frame galvanised steel
- 8 tie rings



■ Extra mesh sides



■ Loading ramps



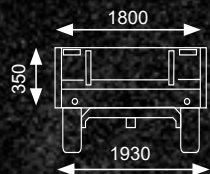
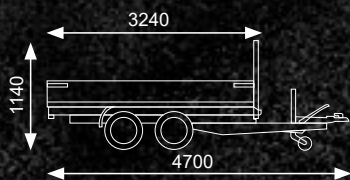
■ Extra level of alu side walls

## OPTIONALS



## BLACK EDITION

# NEW THREE-WAY TIPPER PW3.3



Unladen weight = 780 kg  
Max. Gross Weight = 2700 kg to 3500 kg

- Exclusive colour : black anodized alu side walls
- Hot dip galvanized chassis
- 2 strong axles
- 18 mm plywood floor with galvanised protection steel plate
- Removable aluminium drop sides 350 mm
- Heavy duty automatic jockey wheel
- Protected front and rear lights
- Electric pump and emergency in-line hand pump
- Integral cover for electro-hydraulic unit with battery
- Integrated ramps rack with strips for noise reduction
- Prop rod
- Rectangular posts (no residue in the corners)
- Removable front H-Frame galvanised steel
- 8 tie rings
- 195/50R13C or 185R14C



## OPTIONALS



■ Extra mesh sides



■ Aluminium loading ramps and telescopic prop stands



■ Extra level of alu side walls



# WHICH MODEL FOR WHAT LOAD?



	PW0 Platform size 2 440 x 1 550mm	PW1.2 Platform size 3 060 x 1 550mm	PW2.4 Platform size 3 060 x 1 800mm	PW3.3 BLACK EDITION Platform size 3 240 x 1 800mm	PW3.6 Platform size 3 600 x 1 800mm	Payload
What I would like to carry						
Until 1 000kg						From 750 to 1 500kg
Until 1 400kg						From 1 100 to 2 000kg
Until 1 800kg						From 1 600 to 2 600kg
Until 2 700kg						From 2 700 to 3 500kg



# Debon Cheval Liberté Group

*since 1995*



[info@debon-trailers.com](mailto:info@debon-trailers.com)

[debon-trailers.com](http://debon-trailers.com)



Your dealer

SARL Nancy Cheval - Vans Cheval Liberté et Remorques Debon - Route de St Baslemont - 88804 Lignéville Cedex